

TANGO 24

Effects/Memory Lighting Control Desk
24 Channels / 24 Submasters



Description

- 1 or 2 presets, user selectable
- 24 flash keys
- Manual or timed dipless crossfade between presets
- General master + ON/OFF key
- 999 different memories
- 999 memory numbers + 5 inserts between each
- One effect master panel for controlling effect time, mode, direction and intensity
- 24 predefined effect patterns + 1 programmable memory effect
- Remote operation of START key and effect START/STEP key
- Direct access for memory modification
- Smart card library storage (128 K)
- Soft patch up to 96 dimmers
- Comprehensive LCD display
- Visualisation of the outputs by the LED's (on - off)
- High quality faders
- Galvanic isolation on DMX512/1990 output

Reference

TANGO 24
DMX512/1990 output

TANGO/24/DMX

Supplied with:

- 1 power supply cable (2 m)
- 1 XLR5-M plug for data cable
- 1 instruction manual

Accessories

- 128 K long life memocard
- Dust cover for TANGO 24
- Flight case for TANGO 24


MEMO/CARD/128K
HOUSSE/TANGO24
FLY12/24

Characteristics

Power supply : 230 V +/- 10% 50/60 Hz

Dimensions:
Width x Depth : 620 x 315 mm
Height : 30 - 118 mm
Net weight : 7 kg

Packing:
Dimensions : 650 x 340 x 130 mm
Gross weight : 8 kg



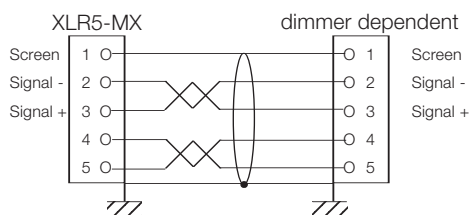
Interconnection Cables

Digital Protocol

(DMX512/1990)

Maximum length of data cable : 250 m

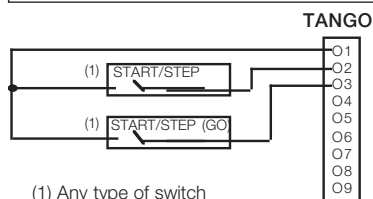
Cable size : 2 x 2 x 0.34 mm² shielded



Remote operation

Maximum length of data cable : 250 m

Cable size : 3 x 0.34 mm² shielded



(1) Any type of switch

Connector layout

1. Power

Standard power supply connector type IEC320 - C14

2. DMX

DMX512/1990 output connector (5 pin female XLR connector)

pin-out : 1: GND

2: DMX-

3: DMX+

4: 2th Data link -

5: 2th Data link +

3. Remote

Socket (DE09-S connector) for

- remote operation of START key : connect pins 1 and 3 together
- remote operation of effect START/STEP key : connect pins 1 and 2 together

This equipment complies with all applicable European directives and carries a CE mark.

ADB - Your Partner for Light

Belgium N.V. ADB-TTV Technologies S.A.

(Group Headquarters) Leuvensesteenweg 585, B-1930 Zaventem
Tel : 32.2.709.32.11, Fax : 32.2.709.32.80, E-Mail : adb@adblighting.com

Deutschland ADB GmbH

Boschstrasse 3, D-61239 Ober-Mörlen
Tel : 49.6002.93.933.0, Fax : 49.6002.93.933.33, E-Mail : info@adblighting.de

France ADB S.A.S.

Sales Office: 168/170, boulevard Camélinat F-92240 Malakoff
Tel : 33.1.41.17.48.50, Fax : 33.1.42.53.54.76, E-Mail : adb.fr@adblighting.com

Factory & Group Logistics Centre: Zone industrielle Rouvroy F-02100 Saint-Quentin
Tel : 33.3.23.06.35.70, Fax : 33.3.23.67.66.56, E-Mail : adb.fr@adblighting.com

ADB
Lighting Technologies